

*This learning resource has been provided so students can continue to engage with learning from home if required. It has all required log ins for E-Learning and provides students with a book to document their learning.*

## Term 2 E-Learning Workbook

Students supported by Special Education Teachers and who are working on **Individualised Curriculum Plans** have been provided with a tool kit to make transitioning to the E-Learning as simple as possible.

**On Day 1 Term 2** if we are learning from home you will receive an email with access to the Learning Place blackboard. Each of your subjects will have a e-Learning Site. Do the following to access:

**Please note: You must use one of the following web browsers: Chrome, Edge, Firefox or Sarfari**

**Log in to the Learning Place Blackboard:** <https://elearn.eq.edu.au>

**Use your school email log in and password** to access this.

Forgotten your password?

Grades 10-12 email: Mr Heatley: [rheat36@eq.edu.au](mailto:rheat36@eq.edu.au)

Grades 7-9 email: Mrs Gardyne: [kgard64@eq.edu.au](mailto:kgard64@eq.edu.au)

If you don't hear back after 24hrs during Monday to Friday please email: Miss Newton: [lnewt32@eq.edu.au](mailto:lnewt32@eq.edu.au)

Click on a subject:

Subject	Functional English	Functional Maths	Functional History	Functional Science	TTE Grades: 10-12 Only	ASDAN
---------	--------------------	------------------	--------------------	--------------------	------------------------	-------

**This is what you will see in your E-Learning:**

These are the Tabs you click on to find your work:



← → ↻ elearn.eq.edu.au/webapps/blackboard/execute/announcement?method=search&context=course\_entry&course\_id=\_157087\_1&handle=announcements\_entry&mode=view ☆

Student Preview mode is ON Settings Exit Preview

Announcements

Functional Science

- Announcements
- Course Information
- Staff Information
- Discussion Board
- Tools

### Announcements

**Welcome**

Posted on: Thursday, 26 March 2020 09:09:48 o'clock AEST

Welcome to your **Functional Science** online learning platform. The resources here will allow you to continue to learn.

In the **course information tab** on your left you will find three main areas.

- Year 7 Science
- Year 9/9 Science
- Weekly experiments

Every day check the **announcements** and **discussion board** tabs.

If you need help reading, ask an adult to help.

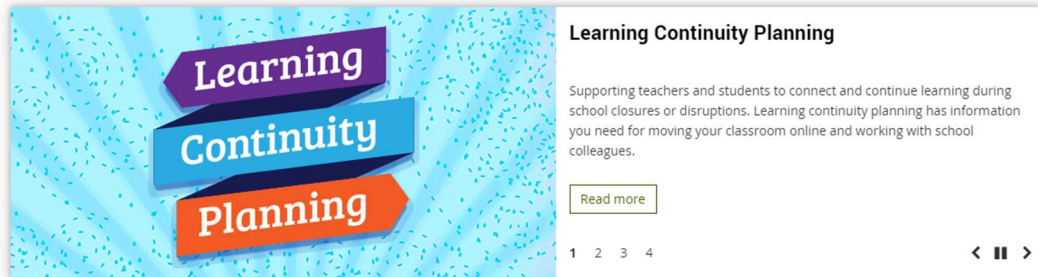
Posted by: Sean SPOWART  
Posted to: Functional Science

*This learning resource has been provided so students can continue to engage with learning from home if required. It has all required log ins for E-Learning and provides students with a book to document their learning.*

How to access eLearn

Go to <https://learningplace.education.qld.gov.au/>

Select eLearn (blackboard) located here:



### What's happening

#### Learning Continuity Planning

Supporting teachers and students to connect and continue learning during school closures or disruptions. Learning continuity planning has information you need for moving your classroom online and working with school colleagues.

#### Departmental websites and applications issues with Chrome v80

Staff, students and the public using un-managed devices (e.g. non-MOE, BYOx and personal) will have issues accessing some departmental applications and websites using Google Chrome v80. The department is working with Google to resolve these browser issues introduced by the new version upgrade.

### Access the Learning Place

#### Spaces

Staff space

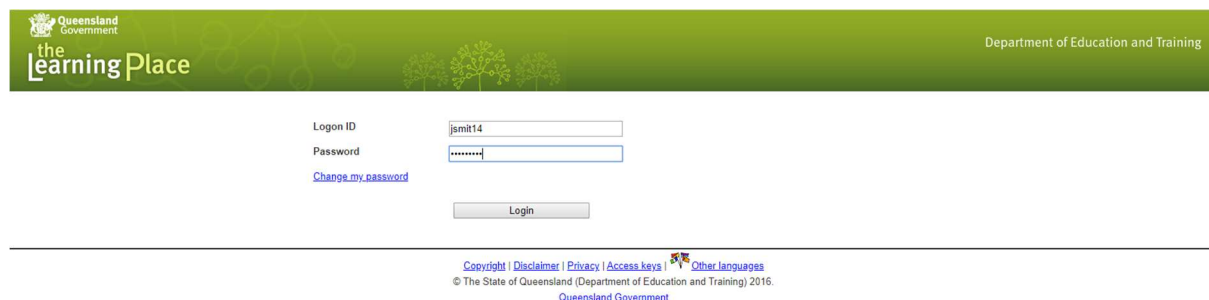
Student space

Manage course (CAMS)

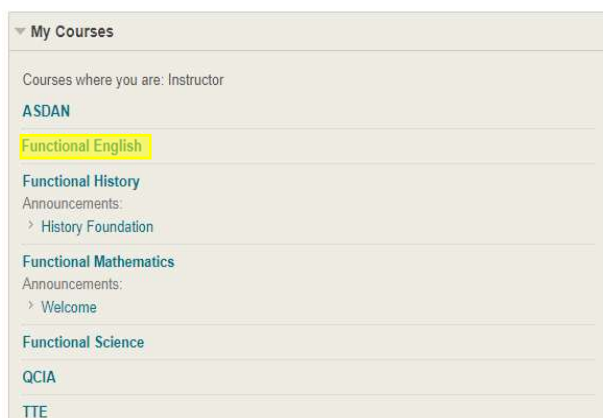
**eLearn (Blackboard)**

iConnect

Sign in with school user name and Password:



My Courses – Select subject



*This learning resource has been provided so students can continue to engage with learning from home if required. It has all required log ins for E-Learning and provides students with a book to document their learning.*

### **Tabs for each Subject:**

<b>TAB</b>	<b>What information you will find:</b>
<b>Announcements:</b>	<b>Key Messages</b>
<b>Course Information</b>	<b>Year level lessons</b>
<b>Staff Information</b>	<b>Find your teachers email address</b>
<b>Course Documents:</b>	<b>Unit Outline</b>
<b>Assignment</b>	<b>Any assessment task that requires submitting will be posted here</b>
<b>External Links</b>	<b>Links to other internet resources</b>
<b>Discussion Board</b>	<b>This is where you can chat with your teacher, ask questions, respond to teachers discussions</b>
<b>Tools</b>	<b>Additional recourses and group platforms.</b>

- ❖ Read Announcements to find out any key information
- ❖ Look at Course information to find out what group you are in
- ❖ Watch the lesson videos in Course Documents
- ❖ Complete the work assigned to your group in Course Information
- ❖ Engage in the Discussion Board with your classroom teacher

#### **Write your log ins here:**

Student Maths Online Log in

Username

Password

Student Typing.com Log in

Username

Password

Student reading eggs Log in

Username

Password